

# Janet L. Montgomery, PMP

Email: [jlms578@gmail.com](mailto:jlms578@gmail.com)

Portfolio: <https://www.behance.net/janetmontgomery> | Linked In: <http://goo.gl/cWxto>

## Summary

An experienced consultant who leverages a multidisciplinary background and a desire to understand a project, on both the “big picture” and detail-oriented scales, to effectively respond to clients’ needs. Previous areas of focus include usability, user interface design, information architecture, requirements, project management, business analysis, and data analytics/visualization.

## Experience

### Senior Associate I / Project Management Accountability System (PMAS) Manager

#### Engility Corporation (formerly DRC and HPTi); Chantilly, VA - August 2010 - Present

- Managed PMAS components and OMB 300B submissions for PMO Support contract for the Department of Veterans Affairs (VA).
- Created an internal PMAS database to capture data for 40 Veterans Relationship Management (VRM) projects and provide proactive oversight. It was created based on seeing a need for a consolidated information source for quick reporting to senior management and generation of program metrics. The database was noted as an impressive tool (estimated ROI of 500%), within the company and by the client.
- Created and provided customized database reports (status and compliance metrics related) to the project teams and leadership.
- Created project analyses at the request of senior leadership including: in-depth financial and contract analyses, requirements analyses, and executive level metrics.
- Managed PMAS planning artifacts completion for the VRM contract. Artifacts (~ 480) were 100% complete by the due date.
- Supervised, tasked, coached and created performance reviews for a staff which numbers up to twelve people. Also created tasking and level of effort documentation for resource discussions with senior leadership and the client.
- Completed project reviews across 30 projects to prepare teams for official gate reviews.
- Increased project compliance with gate reviews from 5% to 65% in less than two years and to 96% within three years.
- Created PMAS processes for the VRM contract.

### Associate I / UI Design Lead / Usability and Requirements Analyst

#### High Performance Technologies, Inc. (HPTi); Reston, VA - June 2005 - August 2010

- Led the design of critical portions (i.e., forms, reports) of an enterprise-wide case management system and other workflow management systems used by the FBI.
- Led the user interface design and development for a workflow management system currently in production at the FBI.
- Responsible for tasking junior developers and validating adherence to design standards.
- Collaborated with the client to define scope, requirements and the interface design through storyboards, mockups, wireframes, prototypes, and site maps.
- Completed talk-aloud sessions on design prototypes with multiple stakeholder groups.
- Created tracking tool for requirements changes and pushed the changes through approval boards, minimizing scope creep.
- Produced schedule and cost impact assessments in response to program change requests.
- Created style guides, templates, site maps, and functional test scripts for multiple projects.
- Designed and facilitated usability testing procedures throughout the SDLC.
- Developed JSP pages utilizing CSS and Struts collaborating with back-end developers to ensure a seamless integration.
- Supported the HPTi Challenges (used for recruiting) effort with the creation of the website.
- Designed and co-led through a grassroots effort the redesign of the HPTi external website.

### Undergraduate Research Assistant

#### Pennsylvania State University - CSCW Lab; University Park, PA - February 2004 - May 2005

- Completed research on trends, issues, and implications for Computer Supported Collaborative Work (CSCW).
- Created experimental designs and procedures that used usability testing (e.g. talk aloud, mental modeling) methodologies.
- Collaborated with internal groups and nonprofit organizations to help define and enable technology initiatives with the goal to empower the groups to be able to sustain their technology over time without external help.

## Education

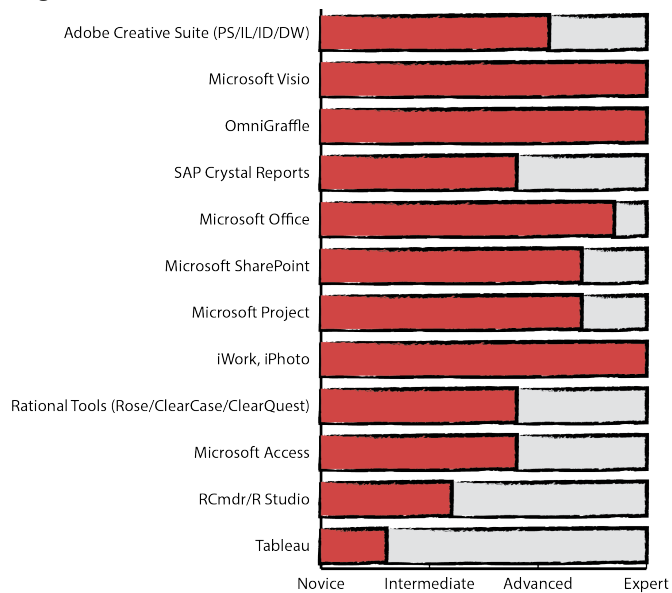
- Maryland Institute College of Art – M.P.S. in Information Visualization – December 2015
  - Classes taken included topics such as:
    - Contexts of Information Visualization
    - Statistics (focus on statistical principles and R)
    - Design (focus on typography, color, layout and Adobe CS)
    - Visual Storytelling
    - Statistical Applications of Visualization
    - Information Design
    - Cognition and Perception
    - Visual Analytics
    - Information Visualization Applications
- The Pennsylvania State University, - B.S. in Information Sciences & Technology, focus on IT Integration - May 2005
- The Pennsylvania State University, - B.A. in Psychology - May 2005

## Certifications

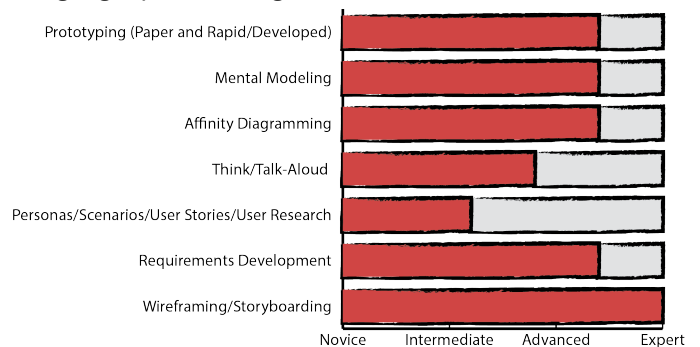
- Project Management Institute (PMI) - Project Management Professional (PMP) Certification - August 2011

## Skills

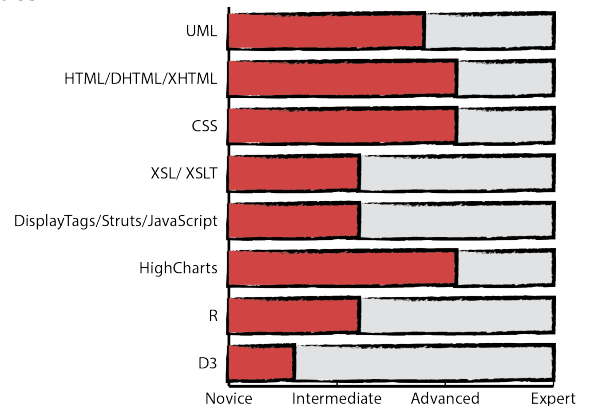
### Programs



### Languages / Technologies



### Techniques



## Activities

- DataKind DC – Volunteer and Data Ambassador – Oct 2014-Present
  - DataKind's goal is to use empower people to use data analytics and data visualization for social good.
  - Current Data Ambassador with DC Action for Children project

## Achievements

- Lockheed Martin Blue Chip Awards - 2008-2010
- Various HPTi Internal Awards (Internal from Peers/Managers, Technical Achievement, Customer Advocacy –Finalist)

## Clearance

- Top Secret Clearance with DISCO - March 2007 (Inactive)
- SCI Clearance with CI Polygraph - March 2008 (Inactive)

# Example Work / Personal Projects

Details about these projects and links to the interactive pages can be found here: <https://www.behance.net/janetmontgomery>



**Volcanoes! A look at their impact to humans**



**PYro Application Icon Development**




**CMS Hospital Price Difference Analysis**



**Dear Data Redesign - Week of Drinks**



**Discover a Story**



**Visualizing one dataset for 2 audiences**



**Tableau Visualization Redesign**



**Tour Map of British Museum**



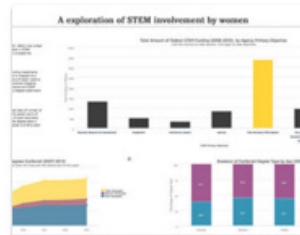
**Visualizing a Routine**



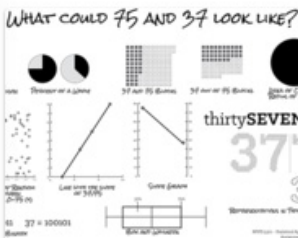
**Visualizing a Fairy Tale**



**Visualized Introduction of Janet**




**Exploration of STEM - Education and Employment**




**Visualizing 75 and 37**



**VA Education Analysis - Impact of Disruptions**



**VA State Learning Assessments - Comparing**



**Causes of Death - Reducing Visual Clutter**